

Glue Boards and P.E.T.A



P.E.T.A.


Does **NOT** stand for
People Eating Tasty Animals

P.E.T.A.

**People for the Ethical
Treatment of Animals**

Monitoring Device

Glue Boards



Improper Use of Glue Boards

What's wrong with these pictures??

Proper Use of Glue Boards

Rodent Diseases



Directly Transmitted Diseases

- Hantavirus Pulmonary Syndrome
- Bubonic Plague
- Hemorrhagic Fever with Renal Syndrome
- Rat-Bite Fever
- Lassa Fever
- Salmonella
- Leptospirosis
- South American Arenaviruses
- Lymphocytic Clorio-meningitis
- Tularemia
- Omsk Hemorrhagic Fever
- Trichinosis

Indirectly Transmitted Diseases

- Babesiosis
- Powassan Encephalitis
- California Serogroup Viruses
- Scrub Typhus
- Colorado Tick Fever
- Rickettsialpox
- Cutaneous Leishmaniasis
- Relapsing Fever
- Human Granulocytic Anaplasmosis
- Rocky Mountain Spotted Fever
- Lyme Disease
- Sylvatic Typhus
- Murine Typhus
- Western Equine Encephalitis
- Omsk Hemorrhagic Fever

**Most Commonly Transmitted
Rodent Diseases**

Asthma and Allergies

A study for The John's Hopkins Medical Center shows that rodents are a leading cause for asthma in inner city children and have also been shown to aggravate allergy symptoms.



Hantavirus

An often fatal infection of the lungs. The virus is found in fresh or dried droppings, urine and saliva left by infected rodents.



Salmonella

Commonly known as "food poisoning", Salmonella is caused by ingesting food contaminated with Salmonella bacteria often carried by rodent feces.



Bubonic Plague

Caused by the rare Yersinia bacteria that can infect humans through the bite of rat fleas.







Trichinosis

Caused by the infestation of muscle tissue by trichinae, an intestinal parasite that humans contract most often from undercooked pork. It can also be spread by rodents.



Leptospirosis

An infectious bacteria that "drills" itself like a corkscrew into human skin and embeds itself in vital organs, namely kidneys. Humans contract it from walking barefoot on wet, contaminated floors where infected particles float in rat urine.






Human Cases of Reportable Zoonotic Diseases in Texas, 1990 to 1999

Disease	1990	1991	1992	1993	1994	1995	1996	1997	1998	1999
Anthrax	0	0	0	0	0	0	0	0	0	0
Bruceellosis	18	32	27	34	29	19	23	19	26	23
Cysticercosis	NR	NR	NR	NR	NR	NR	NR	NR	NR	NR
Dengue	0	2	1	2	1	29	5	10	6	66
Echidniosis	0	0	0	0	0	1	2	4	2	1
California Encephalitis	0	0	0	0	0	0	0	0	0	0
Eastern Equine Encephalitis	0	0	0	0	0	0	0	0	0	0
St Louis Encephalitis	0	0	0	0	0	22	0	0	4	0
West Nile Encephalitis	NR	NR	NR	NR	NR	NR	NR	NR	NR	NR
Hantavirus Pulmonary Syndrome	NR	NR	NR	NR	1	2	3	4	0	2
Hantavirus Infection	NR	NR	NR	NR	0	0	0	0	0	0
Leishmaniasis	NR	NR	NR	NR	NR	NR	NR	NR	NR	NR
Lyme Disease	45	57	113	48	56	77	97	60	32	72
Malaria***	80	75	47	48	93	89	141	111	78	113
Q Fever	1	0	3	0	NR	NR	NR	NR	NR	NR
Plague	1	0	0	1	0	0	0	0	0	0
Rabies (in humans)	1	0	0	0	1	0	0	1	0	0
Relapsing Fever	0	0	0	0	3	1	1	2	0	1
RMSF	6	3	1	7	7	6	5	4	3	10
Tamias Infection	NR	NR	NR	NR	NR	NR	NR	NR	NR	NR
Trichinosis	0	1	0	0	0	0	0	0	0	0
Tularemia	3	3	0	4	NR	NR	NR	NR	NR	NR
Typhus	40	25	14	12	9	53	41	72	45	42
West Nile Fever	NR	NR	NR	NR	NR	NR	NR	NR	NR	NR
Yellow Fever	0	0	0	0	0	0	0	0	0	0

Human Cases of Reportable Zoonotic Diseases in Texas, 2000-2009

Disease	2000	2001	2002	2003	2004	2005	2006	2007	2008	2009
Anthrax	1	1	0	0	0	0	0	0	0	0
Bacilloid	22	43	37	32	36	17	18	25	9	12
Cysticercosis	NR	NR	NR	NR	NR	NR	NR	3	5	9
Dengue	6	7	12	5	3	32	8	32	20	14
Echidniosis	0	0	8	9	4	8	7	32	29	7
California Encephalitis	0	0	2	1	0	0	0	0	0	0
Eastern Equine Encephalitis	0	1	0	0	0	0	0	0	0	0
St Louis Encephalitis	2	0	18	17	4	0	1	0	0	4
West Nile Encephalitis	NR	NR	202	439	119	128	233	170	38	93
Hantavirus Pulmonary Syndrome	2	1	4	5	1	4	2	3	0	0
Hantavirus Infection	0	0	0	1	1	0	0	0	1	0
Leishmaniasis	NR	NR	NR	NR	NR	NR	NR	9	0	2
Lyme Disease	77	74	133	85	99	69	29	87	153	276
Malaria***	46	0	70	125	111	130	107	130	87	87
Q Fever	NR	NR	8	4	5	6	13	11	24	13
Plague	0	0	0	0	0	0	1	0	0	0
Rabies (in humans)	0	0	0	0	3	0	1	0	0	1
Relapsing Fever	0	0	0	0	0	0	0	0	0	0
RMSF	6	0	13	14	20	30	40	49	62	36
Tamias Infection	NR	NR	NR	NR	NR	NR	NR	0	0	2
Trichinosis	0	0	0	0	0	0	0	0	0	0
Tularemia	NR	NR	3	2	1	1	0	1	0	0
Typhus	52	22	53	30	68	100	146	169	157	190
West Nile Fever	NR	NR	19	297	57	67	121	90	24	22
Yellow Fever	0	0	1	0	0	0	0	0	0	0



PETA

And other such organizations

A small, square, black and white photograph showing a dog, possibly a pit bull, sitting in a wire cage. The dog is looking towards the camera.

DON'T

DO


- Number one priority is to make the building rodent proof
- Safety of students and faculty
- Rodent diseases
- Training of employees
- Stress the fact that glue boards are used for monitoring purposes

Alternatives to Glue Boards



Snap Trap

Live Catch







And when all else fails...