

# Data Analytics for Texas Schools

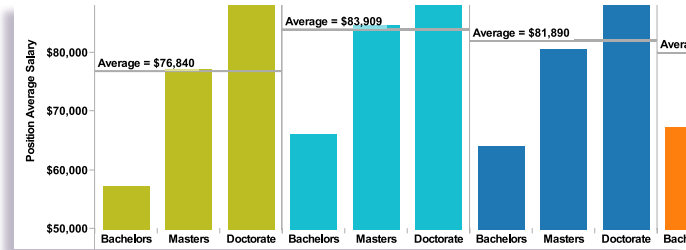
Powerful Data Analytic Tool Built to Drive Decisions  
with Statewide Information

# Comparative Analytics *formerly 5Sight*

Delivering data and interactive analytics covering key areas of school operations including...

## Staffing and Compensation

Analyze compensation levels and staffing ratios by position. Compare the results to area districts or custom built peer groups.



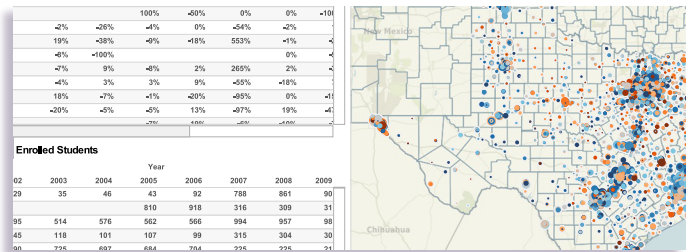
## Academic Performance

Generate new insights on student achievement with powerful trend and comparison data. Create data visuals at the District or Building level.



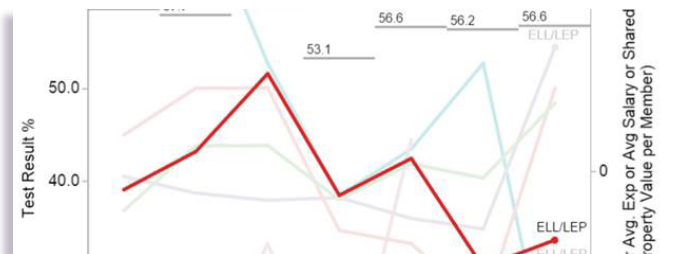
## Enrollment Trends and Demographics

Develop enrollment projections at the District and Building level. Use the historical database to identify changing demographic trends.



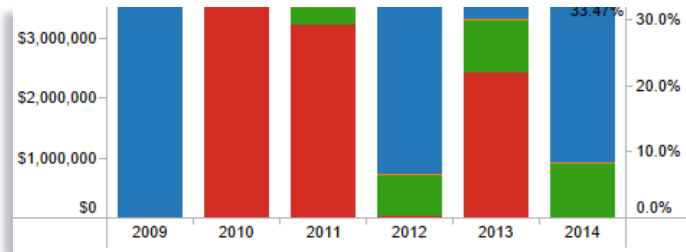
## English Language Learners

Analyze historical test performance for ELL students and identify service opportunities.



## Budget Performance

Identify financial opportunities with the comparative analytics engine. Slice and filter your financial data to track performance against KPIs.



# Frontline Analytics,

*powered by Forecast5*

offers unique analytic solutions that focus on the pressing issues in Texas education



Schools across the nation are using Frontline Analytics to...



## Save Time and Create Efficiency

Frontline Analytics applications allow school administrators to complete projects and answer questions efficiently and effectively

## Generate Financial Opportunities

Frontline Analytics applications can generate actionable business strategies that can save schools money and ensure that budgets are aligned with strategic objectives

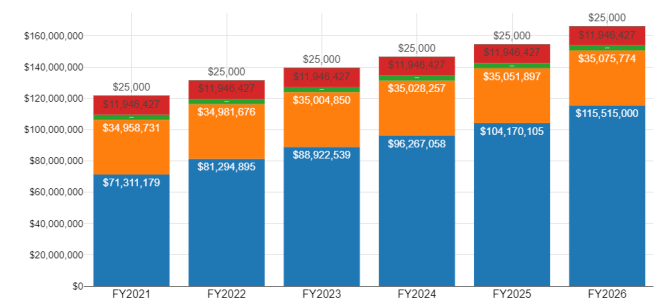
## Communicate Effectively with Stakeholders

Frontline Analytics applications allow school administrators to communicate complex issues



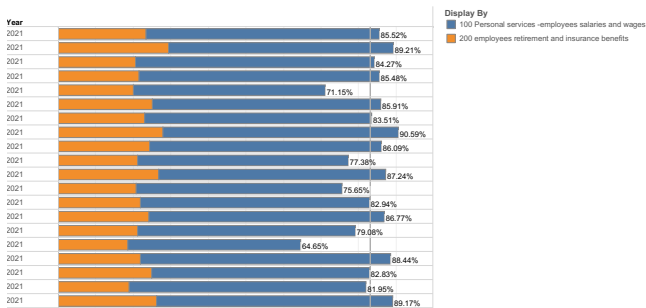
## Financial Planning and Budget Management Analytics

Accelerate the financial planning process by eliminating time-consuming data gathering and model building.



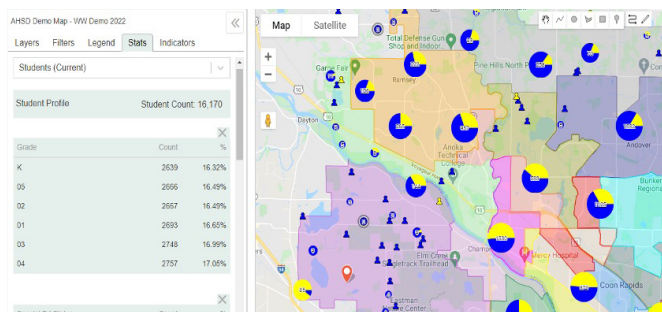
## Comparative Analytics

Leverage prebuilt data sets and analytics to produce custom analysis with speed and efficiency.



## Location Analytics

Instantly gain location-based insights by adding a critical geographic dimension to your student and community data.



## In Their Own Words

### Texas Association of School Business Officials

"TASBO prides itself on being the trusted resource for school finance and operations within the state and has historically given members a rich set of financial data in the eFACTS+ platform. We are excited about the transition of this platform to **Frontline Analytics**. The **Comparative Analytics** product takes the data previously available through eFACTS+ to a higher level by adding new features, additional metrics and rich visualizations."

**Dr. Tracy Ginsburg**

Executive Director,

Texas Association of School Business Officials

### Texas Association of School Boards

"The value of usable data cannot be overstated during these times of tight budgets and higher accountability standards. School trustees and leaders need powerful data analytics and benchmarking capabilities to identify strategies for academic success and financial efficiency."

**James B. Crow**

Former Executive Director,

Texas Association of School Boards

### Texas Association of School Administrators

"The data analytics provided by **Frontline Analytics, Powered by Forecast5** will offer a unique opportunity for Texas school leaders to analyze key areas of school operations to ensure effective and efficient decision making. These tools will be especially helpful in communicating financial and academic performance data to parents and community members, enabling their involvement in important decisions regarding the education of their children, while also assuring the district's accountability to the community."

**Dr. Johnny Veselka**

Former Executive Director,

Texas Association of School Administrators



# Client Success Stories

## Health Insurance

"We used **Comparative Analytics** to analyze our comparable schools and the medical plans that are offered. We were able to drill down to not only costs of family and single and the portions that each district pays versus the employees, but the deductibles and plan documents provided the opportunity to increase the deductibles of our plans to reduce costs. When sharing this data and information with our employees, we were able to have open and honest conversations that 'driving a Cadillac' is not an option with the costs. Our plans are in line with industry standards and we were able to hold our health care budget FLAT for four years in a row with the use of the cube."

*Assistant Superintendent, High School District*

## Boundary Analysis

"**Location Analytics** was an invaluable tool during our reorganization process. As we moved from schools of choice to neighborhood schools this was a daunting project. With 7 schools and over 4,000 students, being able to import the data from our student database and have them appear on a map with all of their attributes allowed us to balance our schools. This would have taken thousands of hours without the help of **Location Analytics**. I couldn't imagine doing this without **Location Analytics**. The team at **Frontline** was extremely helpful through the process, helping guide us through setup, use, and through the final upload of our map to allow our community to determine their new school."

*Associate Superintendent, K-8 School District*

## Budgeting and Collaboration

"When facing additional budget reductions our district was challenged to find creative ways to continue to balance the budget. Using **Comparative Analytics** as a resource, decision making was made with ease. Our district was able to view data from comparable schools to learn more about trends in class sizes, salary ranges by position, number of FTE per student population, and dollars allocated by funding source. The **Comparative Analytics** tool simplified difficult decisions through data driven decision Making.... The tools in **Comparative Analytics** are game changers that every school should be equipped with."

*Superintendent, K-12 School District*

## Transportation

"Early on, with the roll out of **Frontline Analytics**, I was able to review our district's expenditures in certain areas compared with districts in our part of the state. One of those expenditure comparisons was related to transportation costs, where our district appeared to be rather high in relation to others. The information generated by **Frontline** prompted us to complete a full bidding of transportation services two years ago, which in turn, has resulted in nearly \$1 million in savings annually."

*Administrator, K-12 School District*

## REQUEST A LIVE DEMO

And to learn more about Frontline Analytics, please contact:

### **Travis Zander**

CPA | Senior Analytics Advisor | Team Lead | Frontline Education

[tzander@frontlineed.com](mailto:tzander@frontlineed.com) | O 512.767.1507 | C 480.993.7247



## About Frontline Education

**Frontline Education** is a leading provider of school administration software, connecting solutions for student and special programs, business operations and human capital management with powerful analytics to empower educators. Frontline partners with school systems to deliver tools, data and insights that support greater efficiency and productivity, enabling school leaders to spend more time and resources executing strategies that drive educator effectiveness, student success and district excellence. Over 10,000 clients representing millions of educators, administrators and support personnel have partnered with Frontline Education in their efforts to develop the next generation of learners.